

737 - Angelo State University

Workforce Summary Document Prepared by the State Auditor's Office Classification Team

State Classification Team Observations

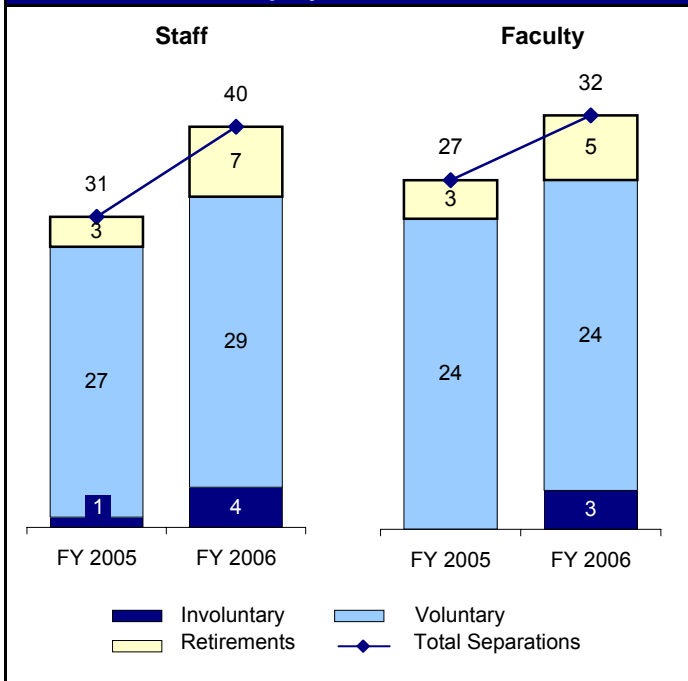
Based on a review of statistics and related information, the following items are worth noting:

- ▲ Over the last five years, the institution has remained below its full-time equivalent (FTE) cap.
- ▲ Staff -
 - Staff turnover increased from 9.1 percent in fiscal year 2006 to 11.2 percent.
 - Average length of employment is 17 years.
 - Seventy-four percent of employees are 40 years of age or older.
- ▲ Faculty -
 - Faculty turnover increased from 10.6 percent in fiscal year 2005 to 11.8 percent in fiscal year 2006.
 - The institution reports difficulty in recruiting faculty in Computer Science and Physical Therapy.

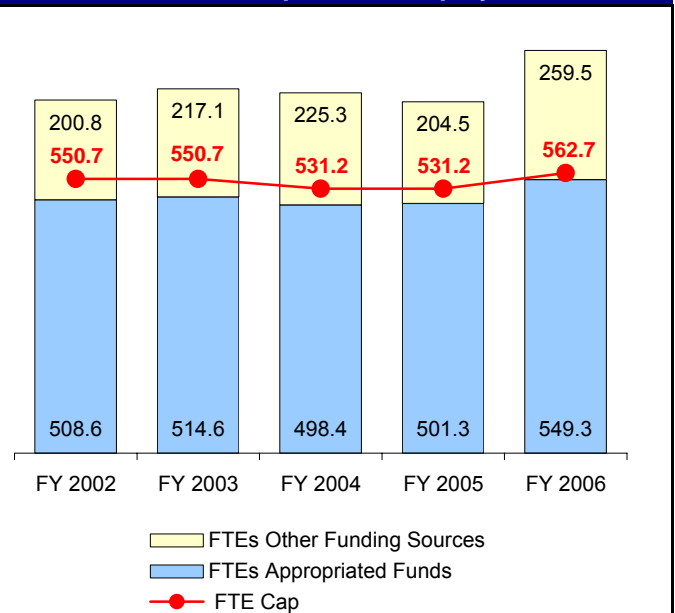
Fiscal Year 2006 Employee Headcount

Staff	Faculty	Contractors	Total
358	272	0	630

Employee Turnover



Full-Time Equivalent Employees



Only FTEs paid from appropriated funds count against the FTE cap.

Turnover Rate

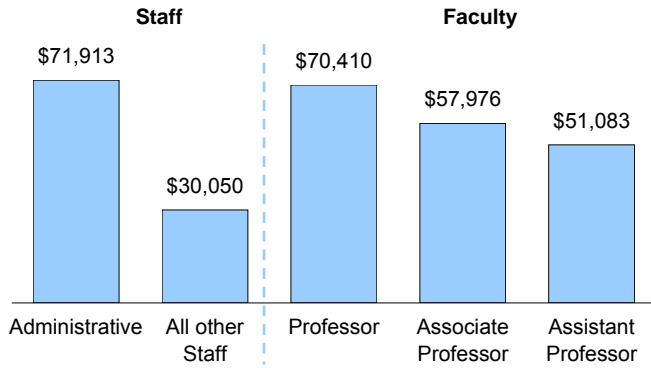
	FY 2005	FY 2006
Staff	9.1%	11.2%
Faculty	10.6%	11.8%

Percentage Below/Above FTE cap

FY 2002	FY 2003	FY 2004	FY 2005	FY 2006
-7.6%	-6.5%	-6.2%	-5.6%	-2.4%

Compensation Information

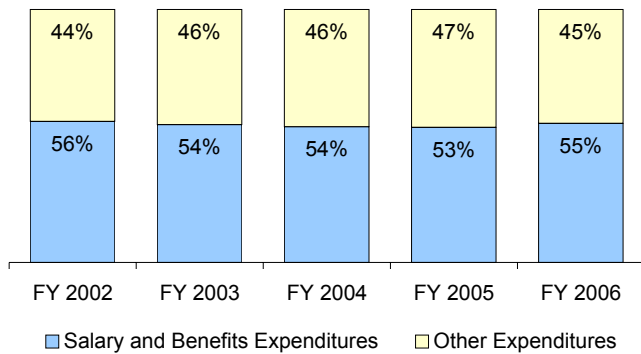
Fiscal Year 2006 Average Salary



Fiscal Year 2006 Merit Increases

	Total		Percentage Paid from	
	Number Given	Dollars Spent	Appropriated Funds	Non-Appropriated Funds
Staff	352	\$ 546,553	65%	35%
Faculty	267	\$ 582,408	100%	0%

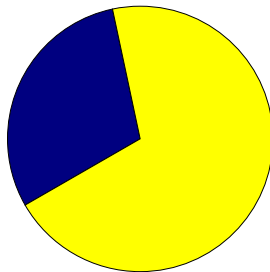
Salary and Benefits Expenditures as a Percentage of Operating Expenditures



Fiscal Year 2006 President's Salary

\$ 225,752

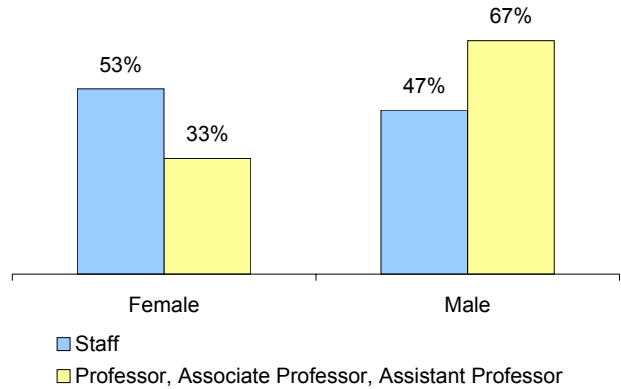
Percentage Paid from Appropriated Funds
30%



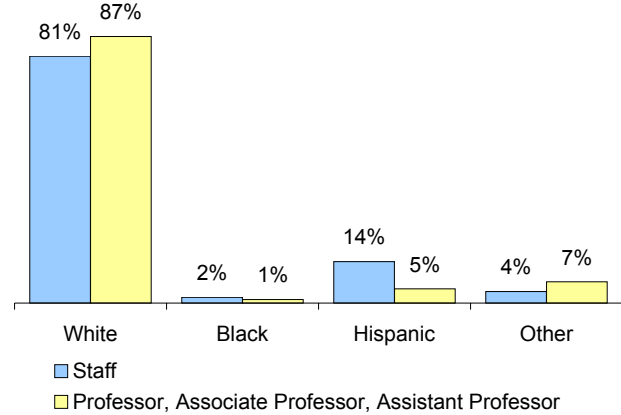
Percentage Paid from Non-Appropriated Funds
70%

Fiscal Year 2006 Workforce Demographics

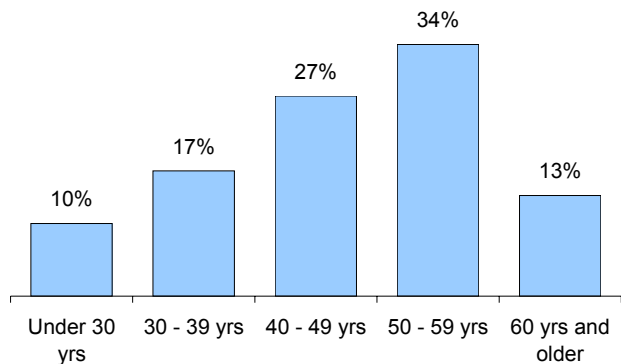
Gender



Ethnic Group



Staff Age



Staff Average Length of Employment

17 Years

Percentage in graphs may not always equal exactly 100% due to rounding.